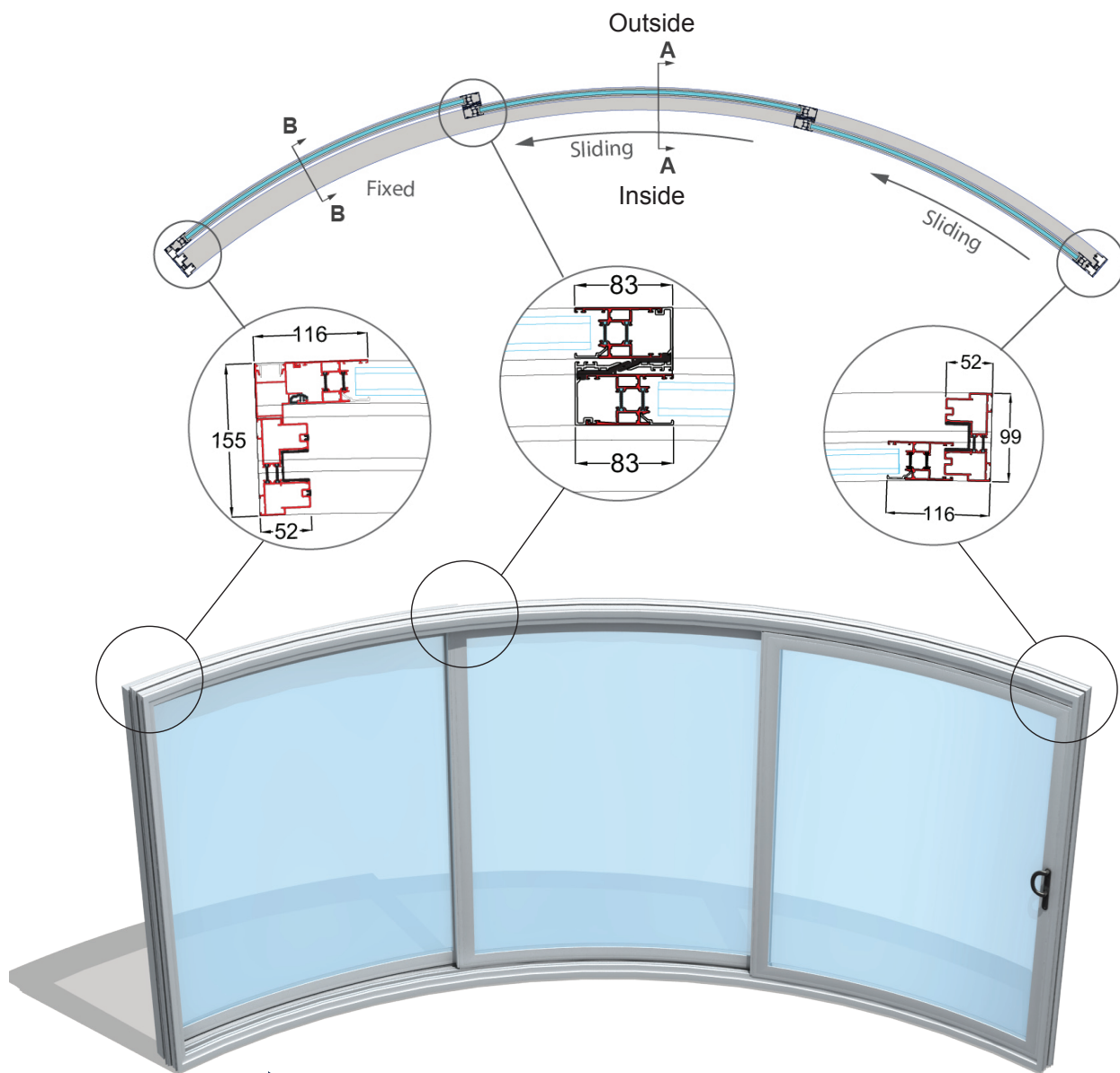
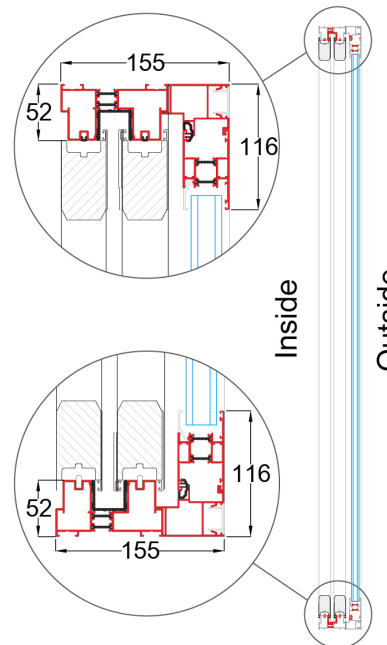


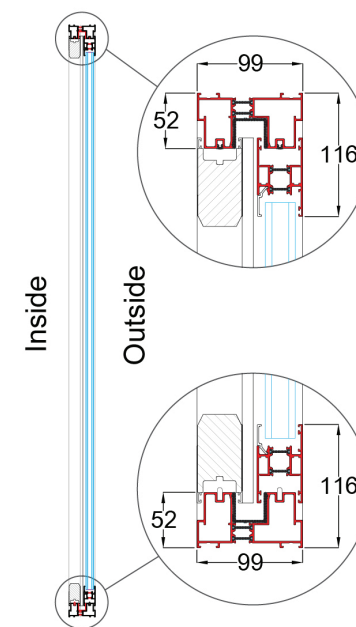
Technical details - Curved Door Model W3F (3 doors - 2 sliding, 1 fixed)



W3F Generic Section B-B



W3F Generic Section A-A



Section profile structure

Thermally Broken 6063 T5 extruded aluminium profiles, stainless steel wheel track

Paint/coating: 60-100 micron

Polyester powder coating in standard RAL colour, dual colour options available

Glazing

28 mm high performance "soft coat" Low-E double glazing with centre pane U value 1.0 W/m²K. Toughened safety glass on both sides. Optional BalcoNano® self-cleaning coating

Gaskets

EPDM(ethylene-propylene rubber) in black

Recommended max height 2600mm

Recommended max length 5250mm (1750mm per sash)

Sliding mechanism Regular sliding, bottom rollers



By

Balconette